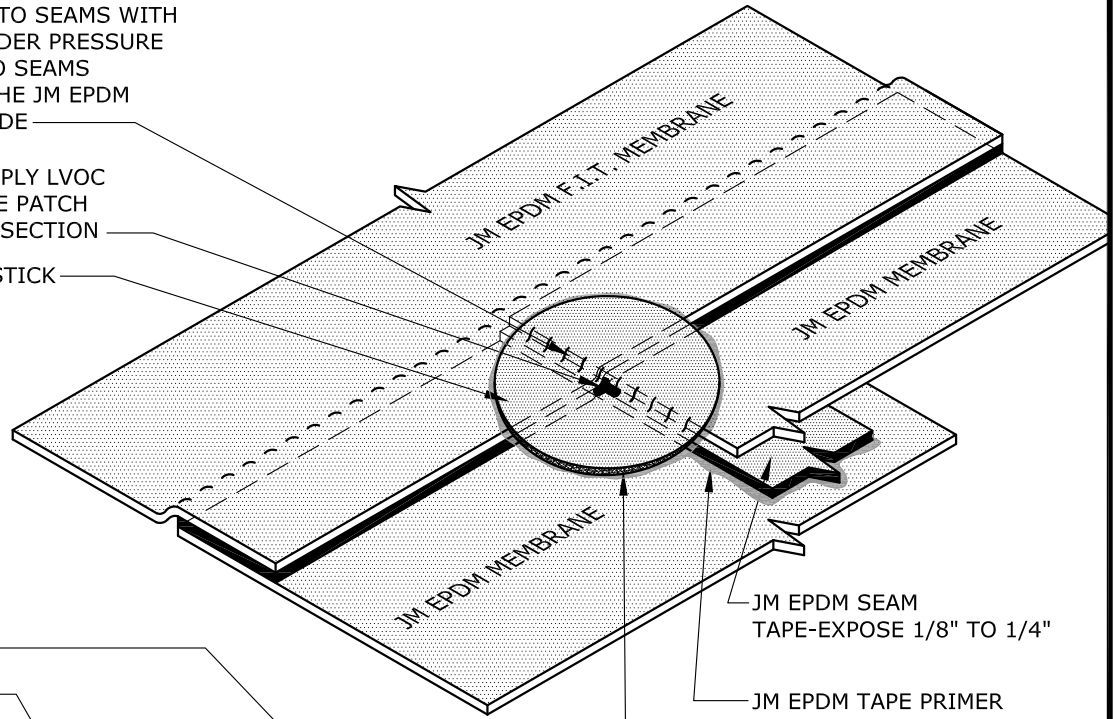


ROLL PATCHES INTO SEAMS WITH  
HAND ROLLER UNDER PRESSURE  
AND CREASE INTO SEAMS  
ACCORDING TO THE JM EPDM  
APPLICATION GUIDE

APPLY JM SINGLE PLY LVOC  
CAULK UNDER THE PATCH  
AT T-JOINT INTERSECTION

JM EPDM PEEL & STICK  
T-JOINT PATCH



JM EPDM MEMBRANE  
ADHERED OR BALLASTED

JM EPDM TAPE PRIMER  
SEE NOTE 5

JM EPDM F.I.T. MEMBRANE  
ADHERED OR BALLASTED

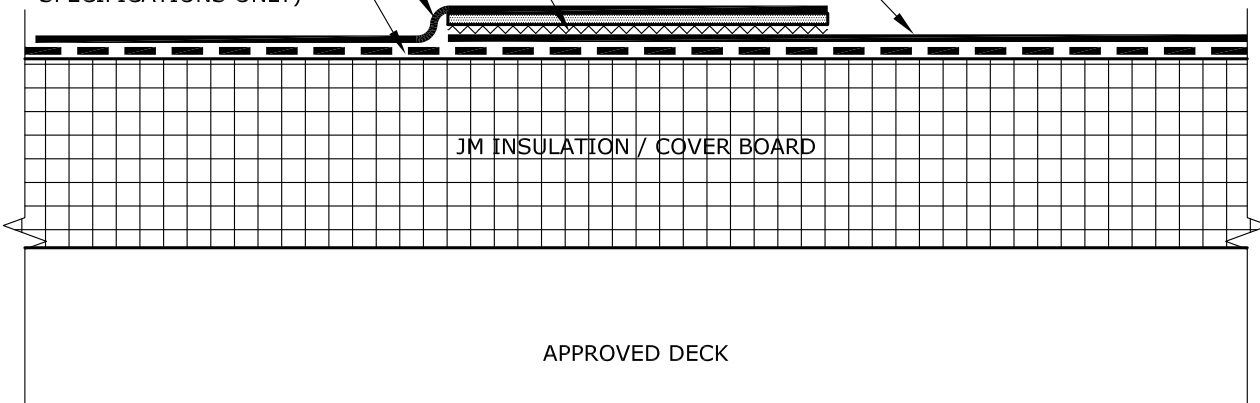
JM EPDM MEMBRANE  
ADHESIVE (FOR ADHERED  
SPECIFICATIONS ONLY)

JM EPDM SEAM  
TAPE-EXPOSE 1/8" TO 1/4"

JM EPDM TAPE PRIMER  
SEE NOTE 5

JM SINGLE PLY LVOC CAULK ALL  
AROUND T-JOINT PATCH

**ISOMETRIC VIEW T-JOINT**




**NOTES:**

1. REFER TO JOHNS MANVILLE WEBSITE ([www.jm.com](http://www.jm.com)) FOR MOST UP-TO-DATE INFORMATION.
2. PLEASE SEE SINGLE PLY FLASHING SPECIFICATIONS FOR A FULL DESCRIPTION OF INSTALLATION INSTRUCTIONS AND REQUIREMENTS WHICH ARE CONSIDERED A PART OF THIS DETAIL.
3. ANY CARPENTRY OR METAL WORK SHOULD BE DESIGNED AND CONSTRUCTED IN ACCORDANCE WITH LOCAL CODE REQUIREMENTS AND/OR PROJECT SPECIFICATIONS. THESE COMPONENTS SHOULD BE REVIEWED AND APPROVED BY A LICENSED DESIGN PROFESSIONAL.
4. ON DAYS WITH TEMPERATURES GREATER THAN 85° WHERE SHEETS ARE ALIGNED PRIOR TO RELAXING, OVERLAP SHALL BE 5" FOR 6" SEAM TAPE AND 3" FOR 4" SEAM TAPE TO ALLOW FOR PROPER SEAM ENGAGEMENT.
5. JM EPDM TAPE PRIMER OR JM SINGLE PLY MEMBRANE PRIMER (LOW VOC) MUST BE APPLIED ON ALL SURFACES COMING INTO CONTACT WITH JM EPDM PEEL & STICK PRODUCTS. ROLL MEMBRANE WITH HAND ROLLER UNDER PRESSURE AT SEAM IN ACCORDANCE WITH THE JM EPDM INSTALLATION GUIDE.
6. 6" SEAM TAPE REQUIRED FOR 25 AND 30 YEAR GUARANTEE TERM.

DRAWING NO.  
**E-MS-PT2**  
NEW DETAIL  
SCALE  
N.T.S

**EPDM MEMBRANE TAPE / STANDARD SHEET SIDE LAP & T-JOINT**  
MEMBRANE TYPE:  
JM EPDM  
MAXIMUM GUARANTEE TERM:  
20 YEAR



Johns Manville is a manufacturer of commercial roofing products and offers this general conceptual information to you as a courtesy. This complimentary assistance is not to be used or relied upon by anyone as a substitute for professional engineering design and documentation required by building code, contract, or applicable law. By accepting these comments you agree they do not constitute any representations, endorsements of, or an assumption by Johns Manville of any liability for either the adequacy of the design of this building or any other material not supplied by Johns Manville.