



**Johns Manville**  
A Berkshire Hathaway Company

*Mechanical Insulation*

# ZESTON<sup>®</sup>

PVC INSULATED FITTING COVERS AND JACKETING

PRODUCT CATALOG

# TABLE OF CONTENTS

## ZESTON® 300 SERIES

White Product Visual Index	4
Color Product Visual Index	6
Long and Short Radius Elbows	8
Tees, Valves and End Caps	10
Reducers, Flanges and Crosses	12
Sanitary Drain Fittings	14
Mechanical Groove Type Fittings	18
Sprinkler System Protective Covers	20
Structural Coverings	22

## ZESTON® 2000 SERIES

White Product Visual Index	26
Color Product Visual Index	28
Short Radius Elbows	30
Long Radius Elbows	32
Tees, Valves and End Caps	34
Humped Pipe Fittings	36
Fabricated Elbows	38
Couplings	40
Mechanical Groove Type Fittings (MGTs)	42
Flanged Gate Valve Covers	48
Sanitary Drain Fittings	50

## ZESTON® JACKETING

PVC Jacketing	54
---------------	----

## ZESTON® ACCESSORIES AND INSERTS

PVC Installation Accessories	62
Insulation Inserts	64



Visit [www.JM.com](http://www.JM.com)  
for more information

**AT JOHNS MANVILLE, WE HAVE FOUR PRIORITIES: PEOPLE, PASSION, PERFORM, AND PROTECT.**

We strive to live these priorities through a dedicated effort to deliver high-quality, reliable products. As a company that manufactures building and mechanical insulation, commercial roofing materials, glass fibers, and nonwoven materials for commercial, industrial, and residential applications, we understand that we have numerous opportunities to make a positive impact in the lives of our customers and communities. It is a responsibility that we take seriously at JM, and we work diligently to make progressive contributions in terms of product performance and social and environmental impact.

Our Zeston PVC products are designed to comply with industry standards that are critical to specifications, and they have undergone thorough testing to ensure that they meet industry requirements. This practice is consistent across JM, allowing our customers to confidently rely on our products to perform as expected.

We are proud to be a Berkshire Hathaway company, and as such, we stand behind the quality and performance of our products.



# ZESTON<sup>®</sup> PVC SERIES

## A SOLUTION FOR EVERY PIPE & EQUIPMENT INSULATION PROJECT.

You can count on Johns Manville as a trusted solutions provider for all your pipe and equipment insulation needs. We offer the most complete product line in the industry supported by unmatched technical support. Our broad range of solutions, including board, blanket, and pipe insulation, as well as PVC coverings, spans almost every imaginable application.

**We're dedicated to quality in the research, design and manufacturing of our PVC products because we're committed to your success.**

JM PVC solutions are fast and simple to install and are available in a variety of fitting types and colors. They are manufactured from high impact, UV-resistant (white only) PVC material designed to provide abuse-resistant protection to insulated pipes and are an inherent vapor retarder. Additionally, JM PVC products provide lower overall costs, long-lasting protection, and an attractive finished appearance.



# ZESTON® Product Lines

Find the product below and turn to the page indicated for more information.

## 300 Series

Product details  
start on page 4.



Johns Manville Zeston® 300 Series heavy gauge PVC fitting covers are made from a thick gauge material that provides superior impact resistance and increased durability for high abuse areas in industrial and commercial applications. Zeston 300 Series PVC fitting covers are manufactured from a glossy, high-impact, UV-resistant (white only) material. Our wide range of products and accessories enable the contractor to design, fabricate, and install a complete system with a quality finished appearance. When combined with Zeston PVC jacketing and solvent welding adhesive, Zeston 300 Series PVC fitting covers form a completely sealed system that meets USDA and FDA requirements for applications in food, beverage, and pharmaceutical facilities.

## 2000 Series

Johns Manville Zeston® 2000 Series standard gauge PVC fitting covers are manufactured from high-impact, UV-resistant (white only) polyvinyl chloride material designed to provide abuse-resistant protection to insulated pipes. Our wide range of products and accessories enable the contractor to design, fabricate, and install a complete system with a quality finished appearance. When combined with Zeston PVC jacketing and solvent welding adhesive or Z-tape, 2000 Series fitting covers form a completely sealed system that may be used for chilled water applications.



Product details  
start on page 26.

## Jacketing

Product details  
start on page 54.



Johns Manville Zeston® PVC jacketing is designed to match the Zeston 300 and 2000 Series fitting covers. For use over insulated pipe and bare metal, the PVC jacketing is easy to install and maintain, provides an inherent vapor retarder, and will withstand water and most chemical and low-solvency washdowns. Zeston PVC jacketing comes in a variety of mil thicknesses, roll lengths, and specific finished sizes to cover insulated pipe. Zeston PVC jacketing is available in both white and color.

## Accessories

The Johns Manville Zeston® PVC accessories line includes welding adhesive, adhesive applicator, tacks, thinner, and tape. They complete a systems package that features ease of installation, uniform appearance, and optimum, long-term insulation and protection when used together with Zeston 2000 and 300 Series products. A complete Zeston system, using components and accessories that are fully integrated, will give you an easy-to-install, professional job that offers excellent performance in a neat, uniform installation.



Product details  
start on page 62.

# ZESTON<sup>®</sup> 300 SERIES

Find the product below and turn to the page indicated for more information.



**90° SHORT RADIUS  
ELBOW**—PG. 8



**45° SHORT RADIUS  
ELBOW**—PG. 8



**90° LONG RADIUS  
ELBOW**—PG. 8



**TEE/VALVE  
COVER**—PG. 10



**END CAP**—PG. 10



**REDUCER**—PG. 12



**FLANGE**—PG. 12



**CROSS**—PG. 12



**45° Y's EQUAL  
LEG**—PG. 14



**P-TRAP COVER**—PG. 16



**SOIL PIPE HUB  
COVER**—PG. 16



**SNAP-TRAP™ SWIVEL P-TRAP/  
SWIVEL P-TRAP/  
SUPPLY VALVE  
COVER**—PG. 16



**MECHANICAL GROOVE  
TYPE 90° – PG. 18**



**MECHANICAL GROOVE  
TYPE 45° – PG. 18**



**MECHANICAL GROOVE  
TYPE TEE – PG. 18**



**MECHANICAL GROOVE  
TYPE COUPLING – PG. 18**



**TEE VALVE/UNION/  
90° SPRINKLER ELBOW/  
45° SPRINKLER ELBOW – PG. 20**



**TANK COVERING  
FLUTED PANEL – PG. 22**



**I-BEAM COVER – PG. 22**



**CURVED RIGHT ANGLE/  
TANK SEGMENT  
(DRIP RING) – PG. 24**



**ROOF DRAIN  
COVER – PG. 24**



**RIGHT ANGLE – PG. 24**

# ZESTON<sup>®</sup> 300 SERIES

Find the product below and turn to the page indicated for more information.



90° SHORT RADIUS  
ELBOW—PG. 8



45° SHORT RADIUS  
ELBOW—PG. 8



90° LONG RADIUS  
ELBOW—PG. 8



TEE/VALVE  
COVER—PG. 10



END CAP—PG. 10



REDUCER—PG. 12



FLANGE—PG. 12



CROSS—PG. 12



45° Y's EQUAL  
LEG—PG. 14



P-TRAP COVER—PG. 16



SOIL PIPE HUB  
COVER—PG. 16



SNAP-TRAP™ SWIVEL P-TRAP/  
SWIVEL P-TRAP/  
SUPPLY VALVE  
COVER—PG. 16





**MECHANICAL GROOVE  
TYPE 90° – PG. 18**



**MECHANICAL GROOVE  
TYPE 45° – PG. 18**



**MECHANICAL GROOVE  
TYPE TEE – PG. 18**




**MECHANICAL GROOVE  
TYPE COUPLING – PG. 18**




**TEE VALVE/UNION/  
90° SPRINKLER ELBOW/  
45° SPRINKLER ELBOW – PG. 20**



**TANK COVERING  
FLUTED PANEL – PG. 22**



**I-BEAM COVER – PG. 22**



**CURVED RIGHT ANGLE/  
TANK SEGMENT  
(DRIP RING) – PG. 24**



**ROOF DRAIN  
COVER – PG. 24**



**RIGHT ANGLE – PG. 24**

# ZESTON<sup>®</sup> 300 SERIES

## Product Description

Zeston 300 Series heavy gauge pipe fitting covers are designed to fit over a variety of pipe fittings in both industrial and commercial applications. Cover types include 90° and 45° Short Radius and 90° Long Radius Elbows. The two-piece or one-piece welded construction provides simple, fast installation in the field and ease of maintenance for the life of the system.

Available in these colors:



**90° Short Radius Elbow**



**45° Short Radius Elbow**



**90° Long Radius Elbow**

Long and Short Radius Elbows

Selection Charts for Tees, Valves, 45° Elbows and Short Radius 90° Elbows

Iron Pipe Size		Pipe Insulation Thickness — in (mm)							
		1/2 (13)	1 (25)	1 1/2 (38)	2 (51)	2 1/2 (64)	3 (76)	3 1/2 (89)	4 (102)
1/2	13	2.0	3.0	4.0	5.0	6.5	7.5	8.5	9.5
3/4	19	2.0	3.0	4.0	5.0	6.5	7.5	8.5	9.5
1	25	2.5	3.5	4.5	5.5	6.5	7.5	8.5	9.5
1 1/4	32	3.0	3.5	5.0	5.5	6.5	7.5	9.5	10.5
1 1/2	38	3.0	4.0	5.0	6.5	7.5	8.5	9.5	10.5
2	51	3.5	4.5	5.5	6.5	7.5	8.5	9.5	10.5
2 1/2	64	4.0	5.0	6.5	7.5	8.5	9.5	10.5	11.5
3	76	4.5	5.5	6.5	7.5	8.5	9.5	10.5	11.5
3 1/2	89	5.0	6.5	7.5	8.5	9.5	10.5	11.5	12.5
4	102	5.5	6.5	7.5	8.5	9.5	10.5	11.5	12.5
4 1/2	114	6.0	7.5	8.5	9.5	10.5	11.5	12.5	14.0
5	127	6.5	7.5	8.5	9.5	10.5	11.5	12.5	14.0
6	152	7.5	8.5	9.5	10.5	11.5	12.5	14.0	15.0
7	178	8.5	9.5	10.5	11.5	12.5	14.0	15.0	16.0
8	203	9.5	10.5	11.5	12.5	14.0	15.0	16.0	17.0
9	229	10.5	11.5	12.5	14.0	15.0	16.0	17.0	18.0
10	254	11.5	12.5	14.0	15.0	16.0	17.0	18.0	19.0
11	279	12.5	14.0	15.0	16.0	17.0	18.0	19.0	20.0
12	305	14.0	15.0	16.0	17.0	18.0	19.0	20.0	21.0
14	356	15.0	16.0	17.0	18.0	19.0	20.0	21.0	22.0
15	381	16.0	17.0	18.0	19.0	20.0	21.0	22.0	23.0
16	406	17.0	18.0	19.0	20.0	21.0	22.0	23.0	24.0
17	432	18.0	19.0	20.0	21.0	22.0	23.0	24.0	25.0
18	457	19.0	20.0	21.0	22.0	23.0	24.0	25.0	26.0
19	483	20.0	21.0	22.0	23.0	24.0	25.0	26.0	27.0
20	508	21.0	22.0	23.0	24.0	25.0	26.0	27.0	28.0

Zeston 300 PVC insulated fitting covers are sized to fit Micro-Lok® HP fiber glass pipe insulation and all other types of pipe insulation manufactured in accordance with ASTM C585. Note that thicknesses for rubber and other products vary from fiber glass. Please measure to verify sizing.

Selection Charts for Tees, Valves, 45° Elbows and Short Radius 90° Elbows

Copper Pipe Size		Pipe Insulation Thickness — in (mm)							
		1/2 (13)	1 (25)	1 1/2 (38)	2 (51)	2 1/2 (64)	3 (76)	3 1/2 (89)	4 (102)
5/8	16	2.0	3.0	3.5	4.5	5.5	6.5	7.5	8.5
7/8	22	2.0	3.0	4.0	5.0	6.0	7.5	8.5	9.5
1 1/8	29	2.0	3.0	4.0	5.0	6.5	7.5	8.5	9.5
1 3/8	35	2.5	3.5	4.5	5.5	6.5	7.5	8.5	9.5
1 5/8	41	2.5	3.5	4.5	5.5	6.5	7.5	8.5	9.5
2 1/8	54	3.0	4.0	5.0	6.0	7.5	8.5	9.5	10.5
2 5/8	67	3.5	4.5	5.5	6.5	7.5	8.5	9.5	10.5
3 1/8	79	4.0	5.0	6.5	7.5	8.5	9.5	10.5	11.5
3 5/8	92	5.0	5.5	6.5	7.5	8.5	9.5	10.5	11.5
4 1/8	105	5.5	6.5	7.5	8.5	9.5	10.5	11.5	12.5
5 1/8	130	6.5	7.5	8.5	9.5	10.5	11.5	12.5	14.0
6 1/8	156	7.5	8.5	9.5	10.5	11.5	12.5	14.0	15.0

Zeston 300 PVC insulated fitting covers are sized to fit Micro-Lok® HP fiber glass pipe insulation and all other types of pipe insulation manufactured in accordance with ASTM C585. Note that thicknesses for rubber and other products vary from fiber glass. Please measure to verify sizing.

90° Long Radius – one or two pieces

Cover Size – in (Pipe Size x Insulation Thickness)	Cover Size – in (Pipe Size x Insulation Thickness)	Cover Size – in (Pipe Size x Insulation Thickness)	Cover Size – in (Pipe Size x Insulation Thickness)	Cover Size – in (Pipe Size x Insulation Thickness)
1 1/2 x 0*	4 x 1	2 x 2	2 x 3	6 x 4
2 x 0*	4 1/2 x 1	2 1/2 x 2	3 x 3	8 x 4
2 1/2 x 0*	5 x 1	3 x 2	4 x 3	10 x 4
3 x 0*	6 x 1	3 1/2 x 2	5 x 3	14 x 4
3 1/2 x 0*	8 x 1	4 x 2	6 x 3	6 x 4 1/2
4 x 0*	10 x 1	5 x 2	8 x 3	8 x 4 1/2
4 1/2 x 0*	12 x 1	6 x 2	10 x 3	—
5 x 0*	24 x 1	8 x 2	12 x 3	—
7 x 0*	1/2 x 1 1/2	10 x 2	16 x 3	—
8 x 0*	1 x 1 1/2	12 x 2	20 x 3	—
9 x 0*	1 1/2 x 1 1/2	14 x 2	24 x 3	—
10 x 0*	2 x 1 1/2	16 x 2	4 x 3 1/2	—
2 1/8 x 1/2	2 1/2 x 1 1/2	18 x 2	6 x 3 1/2	—
3 x 1/2	3 x 1 1/2	20 x 2	8 x 3 1/2	—
3 1/2 x 1/2	3 1/2 x 1 1/2	24 x 2	10 x 3 1/2	—
4 x 1/2	4 x 1 1/2	1 x 2 1/2	12 x 3 1/2	—
5 x 1/2	5 x 1 1/2	1 1/2 x 2 1/2	14 x 3 1/2	—
6 x 1/2	6 x 1 1/2	2 x 2 1/2	15 x 3 1/2	—
8 x 1/2	8 x 1 1/2	2 1/2 x 2 1/2	16 x 3 1/2	—
4 x 3/4	10 x 1 1/2	3 x 2 1/2	18 x 3 1/2	—
1 x 1	12 x 1 1/2	4 x 2 1/2	20 x 3 1/2	—
1 1/2 x 1	14 x 1 1/2	5 x 2 1/2	2 x 4	—
2 x 1	16 x 1 1/2	6 x 2 1/2	2 1/2 x 4	—
2 1/2 x 1	18 x 1 1/2	8 x 2 1/2	3 x 4	—
3 x 1	1 x 2	10 x 2 1/2	4 x 4	—
3 1/2 x 1	1 1/2 x 2	12 x 2 1/2	5 x 4	—

\*Insulation inserts not available for sizes indicated.

# ZESTON® 300 SERIES

## Product Description

Zeston 300 Series heavy gauge pipe fitting covers are designed to fit over a variety of pipe fittings in both industrial and commercial applications, with a wide variety of fittings including Tee/Valve Covers and End Caps. The two-piece or one-piece welded construction provides simple, fast installation in the field and ease of maintenance for the life of the system.

Available in these colors:



**Tee/Valve Cover**



**End Cap**

**Tees, Valves and End Caps**

300 O.D. Size (in)	Zeston 2000 Cover Number	Welded or Unwelded					
		1 or 2 Pieces		1 or 2 Pieces		2 Pieces	
		90° SR 45° EL	Tee/ Valve	End Cap	Reducer*	Flange*	Cross
2	2-3	✓	✓	✓	✓	✓	—
2½	4-5	✓	✓	✓	✓	—	✓
2⅞	5-6	✓	—	✓	✓	—	—
3	6-7	✓	✓	✓	✓	✓	✓
3½	8-9	✓	✓	✓	✓	—	✓
4	10	✓	✓	✓	✓	✓	✓
4½	11	✓	✓	✓	✓	—	✓
5	12	✓	✓	✓	✓	✓	✓
5½	13	✓	✓	✓	✓	✓	✓
6	14	✓	✓	✓	✓	✓	—
6½	15	✓	✓	✓	✓	✓	✓
7	16	✓	—	✓	✓	—	—
7½	17	✓	✓	✓	✓	✓	✓
8	18	—	—	✓	—	—	—
8½	18	✓	✓	✓	✓	✓	✓
9	19	—	—	✓	—	—	—
9½	19	✓	✓	✓	✓	✓	✓
10	20	—	—	✓	—	—	—
10½	20	✓	✓	✓	✓	✓	—
11½	21	✓	✓	✓	✓	✓	✓
12	22	—	—	✓	—	—	—
12½	22	✓	✓	✓	✓	✓	✓
14	23	✓	✓	✓	✓	✓	—
15	24	✓	✓	✓	✓	✓	—
16	25	✓	✓	✓	✓	✓	—
17	26	✓	✓	✓	✓	✓	—
18	27	✓	✓	✓	✓	✓	—
19	28	✓	✓	✓	✓	✓	—
20	29	✓	✓	✓	✓	✓	—
21	30	✓	✓	✓	—	✓	—
22	31	✓	✓	✓	—	✓	—
23	32	✓	—	✓	—	✓	—
24	33	✓	✓	✓	✓	✓	—
25	—	—	—	✓	—	✓	—
26	—	✓	✓	✓	—	✓	—
27	—	✓	—	✓	—	—	—
28	—	—	—	✓	—	—	—
29	—	—	—	✓	—	—	—
31	—	—	—	✓	—	—	—
32	—	—	—	✓	—	—	—
36	—	—	—	✓	—	—	—
38	—	—	—	✓	—	—	—

For outside diameters not listed, use next largest size or contact your Regional Sales Office.  
 \*See illustration on page 13.  
 300 Series End Caps are two-piece starting at 26 O.D. and up.

Selection Charts for Tees, Valves, 45° Elbows and Short Radius 90° Elbows									
Iron Pipe Size		Pipe Insulation Thickness — in (mm)							
		½ (13)	1 (25)	1½ (38)	2 (51)	2½ (64)	3 (76)	3½ (89)	4 (102)
in	mm								
½	13	2.0	3.0	4.0	5.0	6.5	7.5	8.5	9.5
¾	19	2.0	3.0	4.0	5.0	6.5	7.5	8.5	9.5
1	25	2.5	3.5	4.5	5.5	6.5	7.5	8.5	9.5
1¼	32	3.0	3.5	5.0	5.5	6.5	7.5	9.5	10.5
1½	38	3.0	4.0	5.0	6.5	7.5	8.5	9.5	10.5
2	51	3.5	4.5	5.5	6.5	7.5	8.5	9.5	10.5
2½	64	4.0	5.0	6.5	7.5	8.5	9.5	10.5	11.5
3	76	4.5	5.5	6.5	7.5	8.5	9.5	10.5	11.5
3½	89	5.0	6.5	7.5	8.5	9.5	10.5	11.5	12.5
4	102	5.5	6.5	7.5	8.5	9.5	10.5	11.5	12.5
4½	114	6.0	7.5	8.5	9.5	10.5	11.5	12.5	14.0
5	127	6.5	7.5	8.5	9.5	10.5	11.5	12.5	14.0
6	152	7.5	8.5	9.5	10.5	11.5	12.5	14.0	15.0
7	178	8.5	9.5	10.5	11.5	12.5	14.0	15.0	16.0
8	203	9.5	10.5	11.5	12.5	14.0	15.0	16.0	17.0
9	229	10.5	11.5	12.5	14.0	15.0	16.0	17.0	18.0
10	254	11.5	12.5	14.0	15.0	16.0	17.0	18.0	19.0
11	279	12.5	14.0	15.0	16.0	17.0	18.0	19.0	20.0
12	305	14.0	15.0	16.0	17.0	18.0	19.0	20.0	21.0
14	356	15.0	16.0	17.0	18.0	19.0	20.0	21.0	22.0
15	381	16.0	17.0	18.0	19.0	20.0	21.0	22.0	23.0
16	406	17.0	18.0	19.0	20.0	21.0	22.0	23.0	24.0
17	432	18.0	19.0	20.0	21.0	22.0	23.0	24.0	25.0
18	457	19.0	20.0	21.0	22.0	23.0	24.0	25.0	26.0
19	483	20.0	21.0	22.0	23.0	24.0	25.0	26.0	27.0
20	508	21.0	22.0	23.0	24.0	25.0	26.0	27.0	28.0

Zeston 300 PVC insulated fitting covers are sized to fit Micro-Lok® HP fiber glass pipe insulation and all other types of pipe insulation manufactured in accordance with ASTM C585. Note that thicknesses for rubber and other products vary from fiber glass. Please measure to verify sizing.

Selection Charts for Tees, Valves, 45° Elbows and Short Radius 90° Elbows									
Copper Pipe Size		Pipe Insulation Thickness — in (mm)							
		½ (13)	1 (25)	1½ (38)	2 (51)	2½ (64)	3 (76)	3½ (89)	4 (102)
in	mm								
5/8	16	2.0	3.0	3.5	4.5	5.5	6.5	7.5	8.5
7/8	22	2.0	3.0	4.0	5.0	6.0	7.5	8.5	9.5
1 1/8	29	2.0	3.0	4.0	5.0	6.5	7.5	8.5	9.5
1 3/8	35	2.5	3.5	4.5	5.5	6.5	7.5	8.5	9.5
1 5/8	41	2.5	3.5	4.5	5.5	6.5	7.5	8.5	9.5
2 1/8	54	3.0	4.0	5.0	6.0	7.5	8.5	9.5	10.5
2 5/8	67	3.5	4.5	5.5	6.5	7.5	8.5	9.5	10.5
3 5/8	79	4.0	5.0	6.5	7.5	8.5	9.5	10.5	11.5
3 7/8	92	5.0	5.5	6.5	7.5	8.5	9.5	10.5	11.5
4 1/8	105	5.5	6.5	7.5	8.5	9.5	10.5	11.5	12.5
5 1/8	130	6.5	7.5	8.5	9.5	10.5	11.5	12.5	14.0
6 1/8	156	7.5	8.5	9.5	10.5	11.5	12.5	14.0	15.0

Zeston 300 PVC insulated fitting covers are sized to fit Micro-Lok® HP fiber glass pipe insulation and all other types of pipe insulation manufactured in accordance with ASTM C585. Note that thicknesses for rubber and other products vary from fiber glass. Please measure to verify sizing.

# ZESTON® 300 SERIES

## Product Description

Zeston 300 Series heavy gauge pipe fitting covers are designed to fit over a variety of pipe fittings in both industrial and commercial applications. Cover types include Reducers, Flanges and Crosses. The two-piece or one-piece welded construction provides simple, fast installation in the field and ease of maintenance for the life of the system.

Available in these colors:



**Reducer**



**Flange**

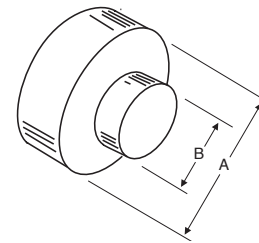


**Cross**

# Reducers, Flanges and Crosses

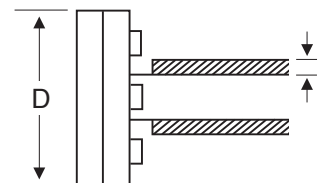
300 O.D. Size (in)	Zeston 2000 Cover Number	Welded or Unwelded					
		1 or 2 Pieces		1 or 2 Pieces		2 Pieces	
		90° SR 45° EL	Tee/ Valve	End Cap	Reducer*	Flange*	Cross
2	2-3	✓	✓	✓	✓	✓	—
2½	4-5	✓	✓	✓	✓	—	✓
2½	5-6	✓	—	✓	✓	—	—
3	6-7	✓	✓	✓	✓	✓	✓
3½	8-9	✓	✓	✓	✓	—	✓
4	10	✓	✓	✓	✓	✓	✓
4½	11	✓	✓	✓	✓	—	✓
5	12	✓	✓	✓	✓	✓	✓
5½	13	✓	✓	✓	✓	✓	✓
6	14	✓	✓	✓	✓	✓	—
6½	15	✓	✓	✓	✓	✓	✓
7	16	✓	—	✓	✓	—	—
7½	17	✓	✓	✓	✓	✓	✓
8	18	—	—	✓	—	—	—
8½	18	✓	✓	✓	✓	✓	✓
9	19	—	—	✓	—	—	—
9½	19	✓	✓	✓	✓	✓	✓
10	20	—	—	✓	—	—	—
10½	20	✓	✓	✓	✓	✓	—
11½	21	✓	✓	✓	✓	✓	✓
12	22	—	—	✓	—	—	—
12½	22	✓	✓	✓	✓	✓	✓
14	23	✓	✓	✓	✓	✓	—
15	24	✓	✓	✓	✓	✓	—
16	25	✓	✓	✓	✓	✓	—
17	26	✓	✓	✓	✓	✓	—
18	27	✓	✓	✓	✓	✓	—
19	28	✓	✓	✓	✓	✓	—
20	29	✓	✓	✓	✓	✓	—
21	30	✓	✓	✓	—	✓	—
22	31	✓	✓	✓	—	✓	—
23	32	✓	—	✓	—	✓	—
24	33	✓	✓	✓	✓	✓	—
25	—	—	—	✓	—	✓	—
26	—	✓	✓	✓	—	✓	—
27	—	✓	—	✓	—	—	—
28	—	—	—	✓	—	—	—
29	—	—	—	✓	—	—	—
31	—	—	—	✓	—	—	—
32	—	—	—	✓	—	—	—
36	—	—	—	✓	—	—	—
38	—	—	—	✓	—	—	—

## Reducer



Specify pipe size and insulation thickness.

## Flange



Order flange covers by total outside diameter, i.e., flange diameter (D) + 2 times the insulation thickness (I).

For custom fittings, please contact your Regional Sales Office.


For outside diameters not listed, use next largest size or contact your Regional Sales Office.  
\*See illustration.  
300 Series End Caps are two-piece starting at 26 O.D. and up.

# ZESTON<sup>®</sup> 300 SERIES

## Product Description

Zeston 300 Series heavy gauge sanitary drain fitting covers are designed to fit over a variety of pipe fittings in both industrial and commercial applications. Cover types include 45° Y's Equal Legs available in 2.0 to 18.0 inch covers made to order. The two-piece or one-piece welded construction provides simple, fast installation in the field and ease of maintenance for the life of the system.

## Available in these colors:



**45° Y's Equal Leg**



45° Y's Equal Leg	
Cover Size Actual O.D. (in)	Availability
2	✓
2½	✓
3	✓
3½	✓
4	✓
4½	✓
5	✓
5½	✓
6½	✓
7	✓
7½	✓
8½	✓
9½	✓
10½	✓
11½	✓
12½	✓
14	✓
16	✓
18	✓

✓ = Available in this size

# ZESTON® 300 SERIES

## Product Description

Zeston 300 Series heavy gauge sanitary drain fitting covers are designed to fit over a variety of pipe fittings in both industrial and commercial applications. Cover types include P-Trap Covers, Soil Pipe Hub Covers, Snap-Trap™ Swivel P-Traps, and Supply Valve Covers with exceptional durability and corrosion resistance. The two-piece or one-piece welded construction provides simple, fast installation in the field and ease of maintenance for the life of the system.

Available in these colors:



**P-Trap Cover**



**Soil Pipe Hub Cover**



**Snap-Trap™ Swivel P-Trap**

P-Trap Covers	
Cover Size (Nominal) (in)	Availability
2	√
4	√
6	√

√ = Available in this size

Soil Line Hub & Union Covers			
Cover Size	I.D. (in)	O.D. (in)	Availability
2	2½	4.0	√
3	3½	5.0	√
4	4½	6.0	√
6	6⅝	8.0	√

√ = Available in this size

Miscellaneous Fitting Covers		
Snap-Trap™ Swivel P-Trap	With Insert*	Fittings Per Carton
1¼ x 2½ – SP	√	5

√ = Available in this size  
\* Not available without insert

Supply Valve Covers	With Insert*	Fittings Per Carton
	√	5

√ = Available in this size  
\* Not available without insert

## Product Description

Zeston 300 Series heavy gauge Mechanical Groove Type Fitting Covers (MGTs) are designed to fit over a variety of pipe fittings in both industrial and commercial applications, and are available in either 90° or 45° angles, or either Tees and Couplings with exceptional durability and corrosion resistance.

Available in these colors:



**Mechanical Groove Type 90°**



**Mechanical Groove Type 45°**



**Mechanical Groove Type Tee**

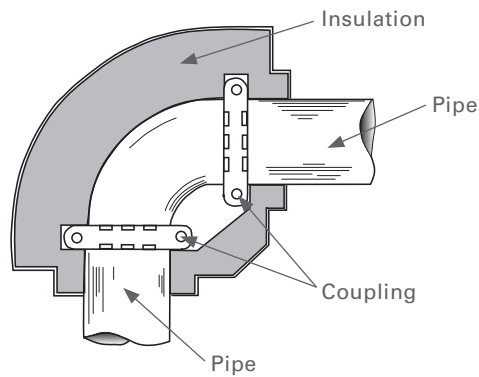


**Mechanical Groove Type Coupling**

Mechanical Groove Type (MGT) Coupling Covers and Fitting Covers— All items made-to-order									
O.D. Size (in)	1" Insulation Thickness			1½" Insulation Thickness			2" Insulation Thickness		
	Coupling	90°/45°	Tee	Coupling	90°/45°	Tee	Coupling	90°/45°	Tee
2	✓	✓	✓	✓	✓	✓	✓	✓	✓
3	✓	✓	✓	✓	✓	✓	✓	✓	✓
4	✓	✓	✓	✓	✓	✓	✓	✓	✓
6	✓	✓	✓	✓	✓	✓	✓	✓	✓
8	✓	✓	✓	✓	✓	✓	✓	✓	✓
10	✓	✓	✓	✓	✓	✓	✓	✓	✓
12	✓	—	—	✓	—	—	✓	—	—

✓ = Available in this size

## Mechanical Groove Type (MGT) Coupling Covers



**Specify:** Nominal grooved-pipe size in inches and insulation thickness of 1, 1½, or 2 inches to be covered. Use this style for preformed or field-fabricated insulation.

# ZESTON® 300 SERIES

## Product Description

Zeston 300 Series heavy gauge sprinkler system protective covers are designed to fit over a variety of pipe fittings in both industrial and commercial applications. Cover types include Sprinkler Jacketing Tee Valves, Unions, 90° Sprinkler Elbows, and 45° Sprinkler Elbows with exceptional durability and corrosion resistance. They provide an excellent alternative to painting, offer long-term savings, and can be used indoors and outdoors (white only).

Available in these colors:



**Tee Valve**



**Union**



**90° Sprinkler Elbow**

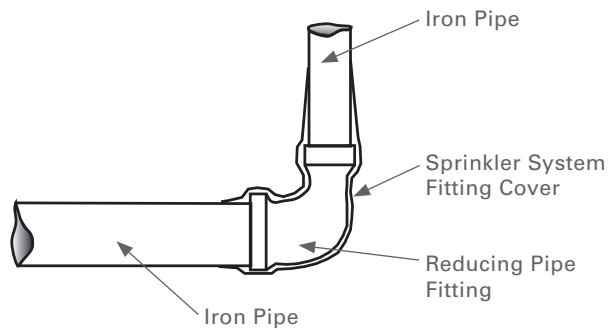


**45° Sprinkler Elbow**

Sprinkler System Fittings (available from Edison, NJ, only)				
Order by Nom. Size (in)	Actual Pipe O.D. (in)	90°	45°	Tee/Union
1/2	7/8	✓	✓	✓
3/4	1	✓	✓	✓
1	1 3/8	✓	✓	✓
1 1/4	1 3/4	✓	✓	✓
1 1/2	2	✓	✓	✓
2	2 1/2	✓	✓	✓
2 1/2	3	✓	✓	✓
3	3 1/2	✓	✓	✓
4	4 1/2	✓	✓	✓

*Covers over screwed-iron pipe reduce to actual O.D. of pipe.  
✓ = Available in this size*

### Sprinkler Elbow



# ZESTON<sup>®</sup> 300 SERIES


## Product Description

Zeston 300 Series heavy gauge structural coverings are designed to fit over a variety of pipe fittings in both industrial and commercial applications. Cover types include Tank Covering Fluted Panels and I-Beam Covers with exceptional durability and corrosion resistance. They provide an excellent alternative to painting, offer long-term savings, and can be used indoors and outdoors (white only).

## Available in these colors:



**Tank Covering  
Fluted Panel**



**I-Beam Cover**



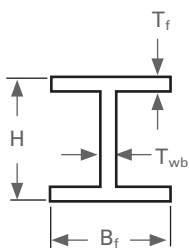
Tank Covering Fluted Panel	
Overall Size (in)	Availability
43¼ x 83½	√

√ = Available in this size

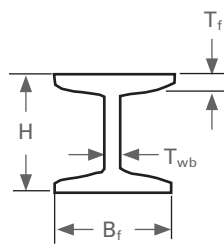
I-Beam Covers (6 ft)	
Nom. Size "H" (in)	Availability
3	√
4	√
5	√
6	√
7	√
8	√
10	√
12	√
14	√
15	√
16	√
18	√
20	√
21	√
24	√
27	√
30	√

√ = Available in this size

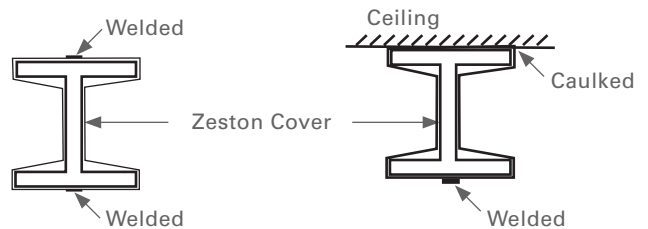
## I-Beam Covers



"W", "WF" or "M" Shapes



"S" Shape



I-Beam Cover  
Installed as Furnished

I-Beam Cover Field  
Cut and Installed on Beam Supporting Ceiling

**Specify:**

1. Beam shape
2. All dimensions
3. Lineal feet required\*

**Beam Dimensions:**

- B<sub>f</sub> = Width of Flange
- H = Height of Section
- T<sub>f</sub> = Average Thickness of Flange
- T<sub>wb</sub> = Thickness of Web

**Note:**

Due to I-beam thickness variation, please submit dimensions to Regional Sales Office for availability.

\*Example: If covering 90Lft, customer will receive 180 Lft to cover front and back. Customer will be charged for only 90Lft (shipped in two pieces).

# ZESTON® 300 SERIES

## Product Description

Zeston 300 Series heavy gauge structural coverings are designed to fit over a variety of pipe fittings in both industrial and commercial applications. Cover types include Curved Right Angle/Tank Segments and Roof Drain Covers with exceptional durability and corrosion resistance. They provide an excellent alternative to painting, offer long-term savings, and can be used indoors and outdoors (white only).

## Available in these colors:



**Curved Right Angle/  
Tank Segment  
(Drip Ring)**



**Roof Drain Cover**



**Right Angle**

Accessories for Tank Covering Fluted Panel	
Item	Availability
Curved Right Angle/Tank Segments (Drip Ring)	✓

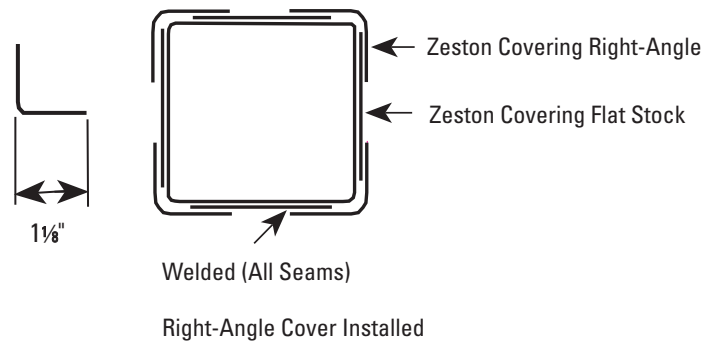
*Specify diameter*  
 ✓ = Available in this size

Roof Drain Covers (No Pipe Attachment)		
Size (in)	With Insert	Without Insert
Dia. 17 (side), 12¾ (top), Height 6¾, Depth 5	✓	✓

✓ = Available in this size

Right Angle (8 ft Lengths)		
Size (in)	Availability	Lft per Carton
1½ x 1½	✓	120

*White 8-foot lengths available from Lakewood, CO only*  
 ✓ = Available in this size



# ZESTON<sup>®</sup> 2000 SERIES

Find the product below and turn to the page indicated for more information.



**90° SHORT RADIUS  
ELBOW—PG. 30**



**45° SHORT RADIUS  
ELBOW—PG. 30**



**90° LONG RADIUS  
ELBOW—PG. 32**



**TEE/VALVE  
COVER—PG. 34**



**END CAP—PG. 34**



**90° HUMPED  
COVER—PG. 36**



**45° HUMPED  
COVER—PG. 36**



**TEE HUMPED  
COVER—PG. 36**



**90° HUMPED  
FABRICATED ELBOW  
COVER—PG. 38**



**MECHANICAL LINE  
COUPLING—PG. 40**



**LINE FLANGE  
COUPLING—PG. 40**



**MECHANICAL GROOVE  
TYPE STEP-DOWN  
90°—PG. 42**



**MECHANICAL GROOVE  
TYPE STEP-DOWN 45°**  
-PG. 42



**MECHANICAL GROOVE  
TYPE STEP-DOWN TEE**  
-PG. 42



**VICTAULIC® AGS  
STEP-DOWN 45°, 90°,  
AND TEE**-PG. 44



**MECHANICAL GROOVE  
TYPE TAPERED TEE**  
-PG. 46



**MECHANICAL GROOVE  
TYPE TAPERED 90°**  
-PG. 46



**MECHANICAL GROOVE  
TYPE TAPERED 45°**  
-PG. 46



**FLANGED GATE VALVE  
COVER**-PG. 48



**45° Y-BRANCH**-PG. 50



**SOIL PIPE HUB  
COVER**-PG. 50



**P-TRAP COVER**-PG. 50



**HANDICAP P-TRAP  
COVER**-PG. 52



**CONE REDUCERS**-PG. 52

# ZESTON<sup>®</sup> 2000 SERIES

Find the product below and turn to the page indicated for more information.



**90° SHORT RADIUS  
ELBOW—PG. 30**



**45° SHORT RADIUS  
ELBOW—PG. 30**



**90° LONG RADIUS  
ELBOW—PG. 32**



**TEE/VALVE  
COVER—PG. 34**



**END CAP—PG. 34**



**90° HUMPED  
COVER—PG. 36**



**45° HUMPED  
COVER—PG. 36**



**TEE HUMPED  
COVER—PG. 36**



**90° HUMPED  
FABRICATED ELBOW  
COVER—PG. 38**



**MECHANICAL LINE  
COUPLING—PG. 40**



**LINE FLANGE  
COUPLING—PG. 40**



**MECHANICAL GROOVE  
TYPE STEP-DOWN  
90°—PG. 42**



**MECHANICAL GROOVE  
TYPE STEP-DOWN 45°**  
–PG. 42



**MECHANICAL GROOVE  
TYPE STEP-DOWN TEE**  
–PG. 42



**MECHANICAL GROOVE  
TYPE TAPERED TEE**  
–PG. 46



**MECHANICAL GROOVE  
TYPE TAPERED 90°**  
–PG. 46



**MECHANICAL GROOVE  
TYPE TAPERED 45°**  
–PG. 46



**FLANGED GATE VALVE  
COVER**–PG. 48



**45° Y-BRANCH**–PG. 50



**SOIL PIPE HUB  
COVER**–PG. 50



**P-TRAP COVER**–PG. 50



**HANDICAP P-TRAP  
COVER**–PG. 52



**CONE REDUCERS**–PG. 52

# ZESTON<sup>®</sup> 2000 SERIES

## Product Description

Zeston 2000 Series standard gauge standard pipe fitting covers are designed to fit over a variety of pipe fittings in both industrial and commercial applications. Cover types include 90° and 45° Short Radius and 90° Long Radius Elbows. The single-piece construction provides simple, fast installation in the field and ease of maintenance for the life of the system.

## Available in these colors:



**90° Short Radius Elbow**



**45° Short Radius Elbow**



# Short Radius Elbows

## Zeston 2000 PVC Fitting Covers With & Without Inserts

Cover Number	90° Short Radius Elbows	45° Elbows	Fittings per Carton	
			90° Short Radius Elbows	45° Elbows
01	✓	—	100	100
02*	✓	✓	100	100
03*	✓	✓	50	50
04*	✓	✓	50	50
05*	✓	✓	50	50
06*	✓	✓	50	50
07*	✓	✓	50	50
08*	✓	✓	50	50
09*	✓	✓	50	50
10*	✓	✓	30	30
11*	✓	✓	30	30
12*	✓	✓	30	30
13*	✓	✓	30	30
14*	✓	✓	30	30
15*	✓	✓	30	30
16*	✓	✓	30	30
17*	✓	✓	10	10
18*	✓	✓	10	10
19*	✓	✓	10	10
20	✓	✓	5	5
21	✓	✓	5	5
22	✓	✓	5	5
23	✓	✓	5	5
24	✓	✓	5	5
25	✓	✓	5	5
26	✓	✓	5	5
27	✓	✓	2	5
28	✓	✓	2	3
29	✓	✓	2	2
30	✓	✓	2	2
31	✓	✓	2	2
32	✓	✓	2	2
33	—	✓	—	2
35	—	✓	—	2

Note: #2-13 SR 90 fittings are flipped  
 Items in **reverse** print indicate insulation inserts are packaged separately  
 \*Cover numbers 2-19: broken carton quantities available from Denver, CO only  
 ✓ = Available in this size

## Selection Charts for Tees, Valves, 45° Elbows and Short Radius 90° Elbows

Iron Pipe Size		Pipe Insulation Thickness — in (mm)					
		1/2 (13)	1 (25)	1 1/2 (38)	2 (51)	2 1/2 (64)	3 (76)
3/8	10	2	7	9	—	—	—
1/2	13	3	7	10	12	15	17
3/4	19	4	7	10	12	15	17
1	25	5	9	11	13	15	17
1 1/4	32	6	9	11	13	15	17
1 1/2	38	7	10	12	15	17	18
2	51	9	11	13	15	17	18
2 1/2	64	10	12	15	17	18	19
3	76	11	13	15	17	18	19
3 1/2	89	12	15	17	18	19	20
4	102	13	15	17	18	19	20
5	127	15	17	18	19	20	21
6	152	17	18	19	20	21	22
8	203	19	20	21	22	23	24
10	254	21	22	23	24	25	26
12	305	23	24	25	26	27	28
14	356	24	25	26	27	28	29
16	406	26	27	28	29	30*	31**
18 <sup>†</sup>	457	28	29	30*	31**	32*	33**
20 <sup>†</sup>	508	30*	31**	32*	33**	—	35**
22 <sup>†</sup>	559	32*	33**	—	35**	—	—
24 <sup>†</sup>	610	—	35**	—	—	—	—

\*No tees or valves available.

\*\*No Short Radius 90° ells, tees or valves available.

†Sizes 18 and above need to be ordered in two-piece fittings.

Zeston 2000 PVC insulated fitting covers are sized to fit Micro-Lok® HP fiber glass pipe insulation and all other types of pipe insulation manufactured in accordance with ASTM C585. Note that thicknesses for rubber and other products vary from fiber glass. Please measure to verify sizing.

## Selection Charts Tees, Valves, 45° Elbows and Short Radius 90° Elbows

Copper Tubing Size		Pipe Insulation Thickness — in (mm)					
		1/2 (13)	1 (25)	1 1/2 (38)	2 (51)	2 1/2 (64)	3 (76)
1/2	13	—	5	9	11	13	15
5/8	16	2	7	9	11	13	15
7/8	22	3	7	10	12	15	17
1 1/8	29	4	7	10	12	15	17
1 3/8	35	5	9	11	13	15	17
1 5/8	41	6	9	11**	13	15	17
2 1/8	54	8	10	12	15	17	18
2 5/8	67	9*	11	13	15	17	18
3 1/8	79	10	12	15	17	18	19
3 5/8	92	11*	13	15	17	18	19
4 1/8	105	12	15	17	18	19	20
5 1/8	130	14	17*	18	19	20	21
6 1/8	156	16	18	19	20	21	22

\*Add suffix "A" when Short Radius 90° ell is required, e.g. 9A.

\*\*Use #12 for Micro-Lok® HP fiber glass pipe insulation.

Zeston 2000 PVC insulated fitting covers are sized to fit Micro-Lok® HP fiber glass pipe insulation and all other types of pipe insulation manufactured in accordance with ASTM C585. Note that thicknesses for rubber and other products vary from fiber glass. Please measure to verify sizing.

# ZESTON® 2000 SERIES

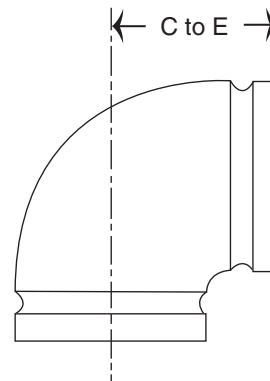
## Product Description

Zeston 2000 Series standard gauge standard pipe fitting covers are designed to fit over a variety of pipe fittings in both industrial and commercial applications. Cover types include 90° and 45° Short Radius and 90° Long Radius Elbows. The single-piece construction provides simple, fast installation in the field and ease of maintenance for the life of the system.

Available in these colors:



**90° Long Radius Elbow**



L = Long Radius fitting "C" to "E" dimension, approximately 1.5x fitting diameter. Measure "C" to "E" dimension (as illustrated) before ordering to ensure proper fit.

Selection Charts for Long Radius 90° Elbows

Iron Pipe Size in mm		Pipe Insulation Thickness — in (mm)					
		1/2 (13)	1 (25)	1 1/2 (38)	2 (51)	2 1/2 (64)	3 (76)
3/8	10	2	7	9	—	—	—
1/2	13	3	7	10	12	15	17
3/4	19	4	7	10	12	15	17
1	25	5	9	11	13	15	17
1 1/4	32	6	9	12	13	15	17
1 1/2	38	7	10	12	15	17	18
2	51	9	2x1	13	15	17	18
2 1/2	64	10	12	15	17	18	19
3	76	3x1/2	3x1	15 or 3x1 1/2	17 or 3x2	18	19
3 1/2	89	4x1/2	15	17	18	19	20
4	102	4x1/2	4x1	17 or 4x1 1/2	18 or 4x2	19	20
5	127	5x1/2	5x1	18 or 5x1 1/2	19 or 5x2	20	21
6	152	6x1/2	6x1	6x1 1/2	20 or 6x2	21	22
8	203	8x1/2	8x1	8x1 1/2	8x2	23	24
10	254	10x1	10x1	10x1 1/2	10x2	25	26
12	305	12x1	12x1	12x1 1/2	12x2	12x3	12x3
14	356	14x1	14x1	14x1 1/2	14x2	14x3	14x3
16	406	16x1	16x1	16x1 1/2	16x2	16x3	16x3
18	457	18x1	18x1	18x1 1/2	18x2	18x3	18x3
20	508	20x1	20x1	20x1 1/2	20x2	20x3	20x3
24	610	24x1	24x1	24x2	24x2	24x3	24x3

Zeston 2000 PVC insulated fitting covers are sized to fit Micro-Lok® HP and Micro-Lok® HP Ultra fiber glass pipe insulation and all other types of pipe insulation manufactured in accordance with ASTM C585. Note that thicknesses for rubber and other products vary from fiber glass. Please measure to verify sizing.

Selection Charts Long Radius 90° Elbows

Copper Tubing Size in mm		Pipe Insulation Thickness — in (mm)					
		1/2 (13)	1 (25)	1 1/2 (38)	2 (51)	2 1/2 (64)	3 (76)
1/2	13	—	5	9	11	13	15
5/8	16	2	7	9	11	13	15
7/8	22	3	7	10	12	15	17
1 1/8	29	—	7	10	12	15	17
1 3/8	35	—	9	11	13	15	17
1 5/8	41	—	9A	11	13	15	17
2 1/8	54	—	2x1	12	15	17	18
2 5/8	67	—	11A	25/8x1 1/2	15	17	18
3 1/8	79	3x1/2	3x1	15A	17A	18	19
3 5/8	92	—	4x1/4	15A	17A	18	19
4 1/8	105	4x1/2	4x1	17A	18	19	20

Zeston 2000 PVC insulated fitting covers are sized to fit Micro-Lok® HP fiber glass pipe insulation and all other types of pipe insulation manufactured in accordance with ASTM C585. Note that thicknesses for rubber and other products vary from fiber glass. Please measure to verify sizing.

Zeston 2000 PVC Fitting Covers With & Without Inserts

90° Long Radius Cover Size	With Insert	Without Insert	Fittings per Carton
			90° Long Radius Elbows
3 x 1 1/2*	✓	—	25
4 x 1 1/2*	✓	✓	15
5 x 1 1/2*	✓	✓	15
6 x 1 1/2*	✓	✓	15
8 x 1 1/2	✓	✓	5
2 x 1	✓	✓	25
3 x 1	✓	✓	25
4 x 1	✓	✓	15
5 x 1	✓	✓	15
6 x 1	✓	✓	15
8 x 1	✓	✓	5
10 x 1	✓	✓	5
12 x 1	✓	✓	5
14 x 1	✓	✓	3
16 x 1	✓	✓	3
18 <sup>†</sup> x 1	✓	✓	2
20 <sup>†</sup> x 1	✓	✓	2
24 <sup>†</sup> x 1	✓	✓	1
3 x 1 1/2	✓	✓	25
4 x 1 1/2*	✓	✓	15
5 x 1 1/2	✓	✓	15
6 x 1 1/2	✓	✓	15
8 x 1 1/2	✓	✓	5
10 x 1 1/2	✓	✓	5
12 x 1 1/2	✓	✓	5
14 x 1 1/2	✓	✓	3
16 x 1 1/2	✓	✓	3
18 <sup>†</sup> x 1 1/2	✓	✓	2
20 <sup>†</sup> x 1 1/2	✓	✓	2
3 x 2*	✓	✓	25
4 x 2	✓	✓	15
5 x 2	✓	✓	15
6 x 2	✓	✓	15
8 x 2	✓	✓	5
10 x 2	✓	✓	5
12 x 2	✓	✓	5
14 x 2	✓	✓	3
16 x 2	✓	✓	3
18 <sup>†</sup> x 2	✓	✓	2
20 <sup>†</sup> x 2	✓	✓	2
24 <sup>†</sup> x 2	✓	✓	1
12 x 3	✓	✓	5
14 x 3	✓	✓	3
16 x 3	✓	✓	3
18 <sup>†</sup> x 3	✓	✓	2
20 <sup>†</sup> x 3	✓	✓	2
24 <sup>†</sup> x 3	✓	✓	1

\*Insulation inserts packaged with fitting covers. For all other sizes, insulation inserts are packaged separately.

<sup>†</sup>Sizes 18 and above need to be ordered in two-piece fittings.

✓ = Available in this size

# ZESTON<sup>®</sup> 2000 SERIES

## Product Description

Zeston 2000 Series standard gauge standard pipe fitting covers are designed to fit over a variety of pipe fittings in both industrial and commercial applications, with a wide variety of fittings including Tee/Valve Covers and End Caps. The single-piece construction provides simple, fast installation in the field and ease of maintenance for the life of the system.

Available in these colors:



**Tee/Valve Cover**



**End Cap**

Zeston 2000 PVC Fitting End Caps With & Without Inserts			
Cover Size	With Insert	Without Insert	Fittings Per Carton
1	—	✓	50
2	✓	✓	50
3	✓	✓	50
4	✓	✓	50
5	✓	✓	50
6	✓	✓	50
7	✓	✓	50
8	✓	✓	50
9	✓	✓	50
10	✓	✓	50
11	✓	✓	50
12	✓	✓	50
13	✓	✓	25
14	✓	✓	25
15	✓	✓	25
16	✓	✓	25
17	✓	✓	25
18	✓	✓	25
19	✓	✓	25
20	✓	✓	25
21	✓	✓	15
22	✓	✓	15
23	✓	✓	15
24	✓	✓	15
25	✓	✓	15
26	✓	✓	15
27	✓	✓	10
28	✓	✓	10
29	✓	✓	10
30	✓	✓	5
31	✓	✓	5
33	✓	✓	5

✓ = Available in this size

Zeston 2000 PVC Tee Valve Covers With & Without Inserts			
Cover Size	With Insert	Without Insert	Fittings Per Carton
2*	✓	✓	25
3*	✓	✓	25
4*	✓	✓	25
5*	✓	✓	25
6*	✓	✓	25
7*	✓	✓	25
8*	✓	✓	25
9*	✓	✓	25
10*	✓	✓	25
11*	✓	✓	25
12*	✓	✓	25
13*	✓	✓	25
14*	✓	✓	25
15*	✓	✓	15
16*	✓	✓	15
17*	✓	✓	10
18*	✓	✓	10
19*	✓	✓	5
20	✓	✓	5
21	✓	✓	5
22	✓	✓	5
23	✓	✓	5
24	✓	✓	5
25	✓	✓	5
26	✓	✓	3
27	✓	✓	3
28	✓	✓	3
29	✓	✓	3

\*Tee/valve cover numbers 2–19: broken carton quantities available from Denver, CO only.  
✓ = Available in this size

# ZESTON® 2000 SERIES

## Product Description

Zeston 2000 Series standard gauge humped pipe fitting covers are molded to provide a slight clamping action to make application quick and easy. Covers come in 90° and 45° Elbows and Tees, designed to give proper insulation thickness and a neat finish over screwed fittings or socket weld connections.

## Available in these colors:



\*Color option not standard,  
call for availability



**90° Humped Cover**



**45° Humped Cover**



**Tee Humped Cover**

**90°/45° Humped Fitting Covers – 2 Piece Cover**

Cover Number	With Insert	Without Insert	Fittings per Carton	
			90° Humped Covers	45° Humped Covers
7	√	√	50	50
8	√	√	25	25
9	√	√	25	25
10	√	√	25	25
11	√	√	25	25
12	√	√	25	25
13	√	√	25	25
15	√	√	25	25
18*	√	√	—	—

\*Available in 90° only.  
 √ = Available in this size

# ZESTON<sup>®</sup> 2000 SERIES

## Product Description

Zeston 2000 Series standard gauge Fabricated Elbow Fitting Covers (FE Fittings) are designed with greater space in the crown of the fitting to cover pre-formed and fabricated (mitered) insulation fittings. This cover complies with the dimension standards defined by ASTM C585 for standard (small radius) 90° elbows to allow for the machined or formed radius of the insulation insert.

Available in these colors:



**90° Humped Fabricated  
Elbow Cover**



One-Piece Humped Fabricated Elbow Covers		
Fitting Number	Availability	Fittings per Carton
7-90 FE	√	50
9-90 FE	√	50
10-90 FE	√	30
11-90 FE	√	30
12-90 FE	√	30
13-90 FE	√	30
15-90 FE	√	30
17-90 FE	√	10
18-90 FE	√	10
19-90 FE	√	10
20-90 FE	√	10
21-90 FE	√	10
22-90 FE	√	10

Items in *reverse* indicate made to order, all other sizes are stock.  
 FE Fittings do not include inserts as they are designed to cover  
 fabricated elbows.  
 √ = Available in this size

# ZESTON® 2000 SERIES

## Product Description

Zeston 2000 Series standard gauge coupling covers provide a versatile, inexpensive way to cover groove type fittings, line flanges, and butterfly valves. Mechanical Line Coupling fitting covers take the place of multiple insulation wraps, insulating cement and coated muslin, saving time and allowing for a neater finish. Line Flange Coupling Covers provide efficient and removable insulation for line flanges and butterfly valves, fitting standard and extra heavy line flanges. Minor field cutting of line flange covers can easily insulate butterfly valves and worm gear butterfly valves.

## Available in these colors:



\*Color option not standard,  
call for availability



### Mechanical Line Coupling



### Line Flange Coupling

Mechanical Line Coupling Covers With & Without Inserts			
Cover Number	With Insert	Without Insert	Fittings per Carton
11	√	√	25
12	√	√	25
13	√	√	25
15	√	√	25
16-17	√	√	25
18	√	√	25
19-20	√	√	15
21-22	√	√	15
23-24	√	√	15
25-26	√	√	10
27	√	√	5
28-33	√	√	5

√ = Available in this size

Line Flange Coupling Covers With & Without Inserts			
Cover Number	With Insert	Without Insert	Fittings per Carton
6-7	√	√	25
8-9	√	√	25
10-11	√	√	25
12-13	√	√	25
14-15	√	√	15
16-17	√	√	15
18	√	√	15
19-20	√	√	15
21-22	√	√	15
23-24	√	√	10
25-26	√	√	10

√ = Available in this size

# ZESTON<sup>®</sup> 2000 SERIES

## Product Description

Zeston 2000 Series standard gauge Mechanical Groove Type (MGTs) Step-Down Fitting Covers are designed to fit over a variety of pipe fittings in both industrial and commercial applications, and are available in either 90° or 45° angles or Tees with exceptional durability and corrosion resistance.

Available in these colors:



**Mechanical Groove Type  
Step-Down 90°**



**Mechanical Groove Type  
Step-Down 45°**



**Mechanical Groove Type  
Step-Down Tee**

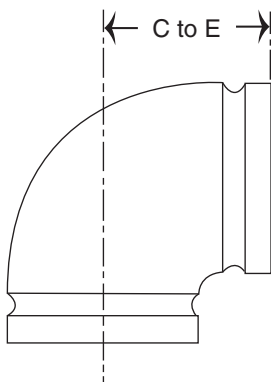
# Mechanical Groove Type Step-Down Fittings

## Mechanical Groove Type Step-Down 90°

Cover Size (in)	Carton Quantity (pairs)	With Insert	Without Insert
1½	5	—	✓
2	5	✓	✓
2L	5	✓	✓
2½	5	✓	✓
3	5	✓	✓
3L	5	✓	✓
3½*	5	✓	✓
4	5	✓	✓
4L	5	✓	✓
5	5	✓	✓
5L	5	✓	✓
6	5	✓	✓
6L	5	✓	✓
8	5	✓	✓
8L	5	✓	✓
10	5	✓	✓
10L	5	✓	✓
12	5	✓	✓
12L	5	✓	✓
14	2	✓	✓
14L	2	✓	✓
16	2	✓	✓
16L	2	✓	✓
18*	2	✓	✓
18L*	2	✓	—

\*Available in white only  
✓ = Available in this size

Denotes Long Radius



L = Long Radius fitting "C" to "E" dimension, approximately 1.5x fitting diameter. Measure "C" to "E" dimension (as illustrated) before ordering to ensure proper fit.

## Mechanical Groove Type Step-Down 45° Elbow

Cover Size (in)	Carton Quantity (pairs)	With Insert	Without Insert
1½	5	—	✓
2	5	✓	✓
2½	5	✓	✓
3	5	✓	✓
3½*	5	✓	✓
4	5	✓	✓
5	5	✓	✓
6	5	✓	✓
8	5	✓	✓
10	5	✓	✓
12	5	✓	✓
14	2	✓	✓
16	2	✓	✓

\*Available in white only  
✓ = Available in this size

## Mechanical Groove Type Step-Down Tee

Cover Size (in)	Carton Quantity (pairs)	With Insert	Without Insert
1½	5	✓	✓
2	5	✓	✓
2½	5	✓	✓
3	5	✓	✓
3½*	5	✓	✓
4	5	✓	✓
5	5	✓	✓
6	5	✓	✓
8	5	✓	✓
10	5	✓	✓
12	5	✓	✓
14	2	✓	✓
16	2	✓	✓

\*Available in white only  
✓ = Available in this size

## Selection Charts for Victaulic<sup>†</sup> and Gruvlok<sup>‡</sup> MGT Fitting Covers

Iron Pipe Size in mm	Pipe Insulation Thickness — in (mm)			
	½ (13)	1 (25)	1½ (38)	2 (51)
2* 51*	✓	✓	✓	—
2½ 64	✓	✓	✓	—
3* 76*	✓	✓	✓	✓
3½ 89	✓	✓	✓	✓
4* 102*	✓	✓	✓	✓
5 127	✓	✓	✓	✓
6* 152*	✓	✓	✓	✓
8* 203*	✓	✓	✓	✓
10* 254*	✓	✓	✓	✓
12* 305*	✓	✓	✓	✓
14* 356*	✓	✓	✓	✓
16* 406*	✓	✓	✓	✓
18* 457*	✓	✓	✓	✓

\*Available in Long or Short Radius.

†Victaulic is a registered trademark of Victaulic Company of America.

‡Gruvlok is a registered trademark of Grinell Corporation. All MGT fitting covers have step-down reducer ends to accommodate multiple insulation thicknesses. The above table indicates the insulation thickness available for each of the step-down sizes listed. Covers can be easily field-trimmed to permit the required insulation thickness.

✓ = Available in this size

All MGT Step-Down fittings feature wide step-down ends to accommodate multiple insulation thicknesses. The covers are easily field-trimmed to accommodate the required insulation thickness. For iron pipe sizes 2½" and less, insulation thicknesses range from 1/2" to 1½". For iron pipe sizes 3" up to 18", thicknesses range from 1/2" to 2".

# ZESTON<sup>®</sup> 2000 SERIES

## Product Description

Zeston 2000 Series standard gauge Mechanical Groove Type (MGTs) Step-Down Fitting Covers are designed to fit over a variety of pipe fittings in both industrial and commercial applications, and are available in either 90° or 45° angles or Tees with exceptional durability and corrosion resistance.

Available in these colors:



**Victaulic<sup>®</sup> (AGS)  
Advanced Groove System  
Step-Down 45°, 90° and Tee**

# Mechanical Groove Type Step-Down Fittings

Advanced Groove System – AGS Victaulic® Covers (White Only)			
Cover Size (in)	Fitting Cover Type	With Insert	Without Insert
14	90 SR	√	√
16		√	√
18		√	√
14	90 LR	√	√
16		√	√
18		√	√
14	45 SR	√	√
16		√	√
18		√	√
14	45 LR	√	√
16		√	√
18		√	√
14	Tee	√	√
16		√	√
18		√	√

SR = Short Radius  
 LR = Long Radius  
 Packaged two pairs per carton.  
 All fittings wide step-down ends to accommodate multiple insulation thicknesses. The covers are easily field-trimmed to accommodate the required insulation thickness. The AGS fittings are available for iron pipe sizes 14" to 18" with insulation thicknesses of 1", 1½" and 2".  
 √ = Available in this size

# ZESTON<sup>®</sup> 2000 SERIES

## Product Description

Zeston 2000 Series Standard Gauge Tapered Mechanical Groove Type (MGTs) Fitting Covers (and rounded flange covering) are designed to deliver increased installation flexibility in a variety of applications. Tapered MGT Fitting Covers are available in either 90° or 45° angles or Tees.

Available in these colors:



**Tapered Mechanical Groove Type 90°**



**Tapered Mechanical Groove Type 45°**



**Tapered Mechanical Groove Type Tee**



## Tapered Mechanical Groove Type Fittings

Tapered Mechanical Groove Type 90° Elbow			
Cover Size (in)	Carton Quantity (pairs)	With Insert	Without Insert
2	5	✓	✓
2½	5	✓	✓
3	5	✓	✓
4	5	✓	✓
6	5	✓	✓

✓ = Available in this size

Tapered Mechanical Groove Type 45° Elbow			
Cover Size (in)	Carton Quantity (pairs)	With Insert	Without Insert
2	5	✓	✓
2½	5	✓	✓
3	5	✓	✓
4	5	✓	✓
6	5	✓	✓

✓ = Available in this size

Tapered Mechanical Groove Type Tee			
Cover Size (in)	Carton Quantity (pairs)	With Insert	Without Insert
2	5	✓	✓
2½	5	✓	✓
3	5	✓	✓
4	5	✓	✓
6	5	✓	✓

✓ = Available in this size

# ZESTON<sup>®</sup> 2000 SERIES

## Product Description

Zeston 2000 Series standard gauge Flanged Gate Valve Covers are designed to fit over a variety of pipe fittings in both industrial and commercial applications. Covers are available in multiple valve sizes and insulation thicknesses, as well as bonnet heights to fit most valves.

## Available in these colors:



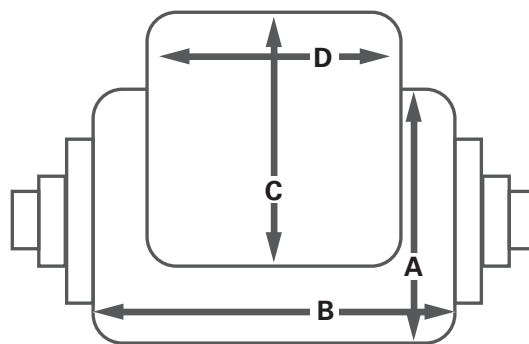
\*Color option not standard,  
call for availability



**Flanged Gate Valve Cover**

Flanged Gate Valve Fitting Covers								
Cover Size (in)	Valve Size and Insulation Thickness	Outside Diameter (A) (in)	Fitting Width (B) (in)	Bonnet Height (C) (in)	Bonnet Width (D) (in)	Carton Quantity (pairs)	With Insert	Without Insert
2	2 x 1½, 1, ½	85/8	11½	8¼	7¼	5	✓	✓
3-A	3 x 1, ½	95/8	13½	7½	8½	5	✓	✓
3-B	3 x 2, 1½, 1	10¾	15	6¾	9½	5	✓	✓
4-A	4 x 1, ½	10¾	15	9	9½	5	✓	✓
4-B	4 x 2, 1½, 1	12¾	16	9	10¾	5	✓	✓
5-A	5 x 1½, 1, ½	12¾	16	10	10¾	5	✓	✓
5-B	5 x 2, 1½, 1	14	14	10¾	11¾	5	✓	✓
6-A	6 x 1, ½	12¾	16	11½	10¾	5	✓	✓
6-B	6 x 1½, 1, ½	14	17	12½	11¾	5	✓	✓
6-C	6 x 2, 1½, 1	15	18	12½	12¼	5	✓	✓
8	8 x 2, 1½, 1, ½	18	19½	16	13½	5	✓	✓
10	10 x 2, 1½, 1	20	20½	17	13½	4	✓	✓
12	12 x 2, 1½, 1	23	22	21	16	2	✓	✓

Due to variations in valve bonnets, measuring the actual valve is recommended. Some fitting covers are identical except for bonnet height. Choose the smallest cover that will properly fit over the fiber glass insert. If necessary, bonnet height may be reduced by field-trimming measurement "D" and tacking, taping or solvent-welding the bonnet cap in the new position.  
 ✓ = Available in this size



# ZESTON<sup>®</sup> 2000 SERIES

## Product Description

Zeston 2000 Series standard gauge sanitary drain fitting covers are designed to fit over a variety of pipe fittings in both industrial and commercial applications. Cover types include 45° Y-Branches, Soil Pipe Hub Covers, Cone Reducers, P-Trap, and Handicap P-Trap Covers with exceptional durability and corrosion resistance. The single-piece construction provides simple, fast installation in the field and ease of maintenance for the life of the system.

## Available in these colors:



\*Color option not standard,  
call for availability



**45° Y-Branch**



**Soil Pipe Hub Cover**



**P-Trap Cover**

**45° -Y-Branch Fitting Covers**

Pipe Size (in)	With Insert	Without Insert	Fittings per Carton
4 x 4 x 1	√	√	5
6 x 6 x 1	√	√	5

√ = Available in this size

**Soil Pipe Hub Covers**

Pipe Size (in)	With Insert	Without Insert	Fittings per Carton
11	√	√	25
13	√	√	25
15	√	√	25
17	√	√	25
18-19	√	√	15
20-21	√	√	15
22	√	√	15
23-24	√	√	15
26-28	√	√	15

√ = Available in this size

**Standard P-Traps**

Pipe Size (in)	With Insert	Without Insert	Fittings per Carton
3 x 1	√	√	5
4 x 1	√	√	5
4 x 1*	√	√	5
5 x 2	√	√	5
6 x 2	√	√	5

\*Deep Seal P-Trap.  
√ = Available in this size

# ZESTON<sup>®</sup> 2000 SERIES

## Product Description

Zeston 2000 Series standard gauge sanitary drain fitting covers are designed to fit over a variety of pipe fittings in both industrial and commercial applications. Cover types include 45° Y-Branches, Soil Pipe Hub Covers, Cone Reducers, P-Trap and Handicap P-Trap Covers with exceptional durability and corrosion resistance. The single-piece construction provides simple, fast installation in the field and ease of maintenance for the life of the system.

## Available in these colors:



\*Color option not standard,  
call for availability



### Handicap P-Traps



### Cone Reducers

Handicap P-Traps			
Straight P-Trap (in)	With Insert	Without Insert	Fittings Per Carton
1¼ x 2½ – S	√	√	5

√ = Available in this size

Cone Reducers			
Cover Number	With Insert	Without Insert	Fittings Per Carton
10-2	√	√	5
17-2	√	√	5

√ = Available in this size

# ZESTON®

## Product Description

Made from the same PVC material as the fitting covers, Zeston jacketing is designed to fit seamlessly over the Zeston fitting covers.

**Zeston PVC roll jacketing** is available in standard thicknesses of 10, 15, 20 and 30 mil (0.3, 0.4, 0.5 and 0.8 mm), and in standard widths of 35½ and 48 inches (902 and 1219 mm). Zeston roll jacketing is made from high impact UV-resistant (white only) polyvinyl chloride material designed to provide an inherent vapor retarder and protection to insulated pipes. Color roll jacketing is not recommended for outdoor applications.

**The Zeston PVC/Perma-Weld® System** provides protective covering for bare and insulated systems, vessels, tanks, and equipment in commercial, institutional, and industrial applications. Consisting of pre-molded Zeston PVC insulated fitting covers, Zeston PVC jacketing, and Perma-Weld solvent welding adhesive, the system creates a permanent chemical bond between the PVC members. Used together, these components form a completely sealed, monolithic system that provides an effective vapor retarder and a cleanable surface, meeting USDA hygiene requirements.



Available in these colors:





## Zeston PVC Rolls

Thickness (mm)	Width (in)	Length (ft)	Area (sq ft)
10	35½	203	600
15	35½	135	400
20	35½	102	300
20	48	100	400
20	48	50	200
30	35½	102	300
30	35½	67½	200
30	48	100	400
30	48	67½	270
30	48	50	200

Color material for indoor use only.  
 Rollstock (pre-curved) not recommended for use on pipe insulated with an O.D. smaller than 6½".  
 Heat-treated rolls ship with cores.  
 For heat-treated rolls (pre-curved \$5.00 per roll), please specify.

## Zeston PVC Flatstock Sheets

## Flatstock Sheets

Thickness	Size (in)	Size (mm)	Availability
30	48 x 91	1219 x 2311	√
35	48 x 91	1219 x 2311	√
40	48 x 91	1219 x 2311	√

Note: 50 sheets or less will not be palletized.  
 √ = Available in this size

## Flatstock Sheets Cut to Length

Thickness	Size (in)	Size (mm)	Availability
20	48 x XX	1219 x XX	√
30	48 x XX	1219 x XX	√
40	48 x XX	1219 x XX	√

Note: 50 sheets or less will not be palletized.  
 √ = Available in this size

## Zeston Jumbo PVC Rolls

Thickness (mm)	Width (in)	Length (ft)	Area (sq ft)
20	48	615	2,460
30	48	405	1,620
15	35½	820	2,460
20	35½	620	1,834
30	35½	405	1,198

Color material for indoor use only.  
 Rollstock (pre-curved) not recommended for use on pipe insulated with an O.D. smaller than 6½".  
 Heat-treated rolls ship with cores.  
 For heat-treated rolls (pre-curved \$5.00 per roll), please specify.

# ZESTON®

## Product Description

**Zeston PVC Cut & Curled™ Jacketing** is available in thicknesses of 20 and 30 mil (0.5 and 0.8 mm). It is available in factory-cut sizes to fit up to 30 inches (762 mm) O.D. All sections of the Zeston PVC Cut & Curled jacketing are 48 inches (1219 mm) and 36 inches (914 mm) in length and are factory curled to the insulation size to fit snugly over longitudinal pipe. Cut & Curled jacketing is available with or without self-sealing lap tape (SSL) on the longitudinal seam. White only Zeston Cut & Curled jacketing contains a UV inhibitor. Color Cut & Curled jacketing is not recommended for outdoor applications.

## Available in these colors:



Selection Charts for PVC Cut & Curled Jacketing					
Fitting Number	O.D. Size	20 mil	30 mil	Sections Per Carton	
				20 mil	30 mil
2-3	2	✓	✓	25	25
4-5	2½	✓	✓	25	25
6-7	3	✓	✓	25	25
8-9	3½	✓	✓	25	25
10	4	✓	✓	25	25
11	4½	✓	✓	25	25
12	5	✓	✓	25	25
13	5½	✓	✓	25	25
14-15	6-6½	✓	✓	25	25
16-17	7-7½	✓	✓	25	25
18	8-8½	✓	✓	25	20
19	9-9½	✓	✓	20	20
20	10-10½	✓	✓	20	15
21	11-11½	✓	✓	20	10
22	12-12½	✓	✓	20	10
23	13-14	✓	✓	15	10
24	15	✓	✓	15	10
25	16	✓	✓	15	10
26	17	✓	✓	15	10
27	18	✓	✓	15	10
28	19	✓	✓	15	10
29	20	✓	✓	10	10
30	21	✓	✓	10	5
31	22	✓	✓	10	5
32	23	✓	✓	10	5
33	24	✓	✓	10	5
34	25	✓	✓	10	5
35	26	✓	✓	10	5
36	27	✓	✓	10	5
37	28	✓	✓	10	5
38	29	✓	✓	10	5
39	30	✓	✓	10	5

Zeston white and color PVC Cut & Curled Jacketing sizes correspond to Zeston 2000 fitting cover sizes. For example, number 6-7 fits applications requiring number 6 or number 7 fitting covers. If unsure of fitting size or for covering bare pipe, simply measure and order by O.D. size. 30 mil recommended for outdoor applications.

Less than full carton quantities can be ordered at no additional charge; call for lead time.  
 Shaded area indicates stocked sizes, includes with and without SSL tape.  
 Self-Sealing Lap (SSL) tape is available for an additional \$0.10 per LF. See sizing chart.  
 ✓ = Available in this size

# ZESTON®

## Product Description

**Zeston PVC Cut & Curled™ Jacketing** is available in thicknesses of 20 and 30 mil (0.5 and 0.8 mm). It is available in factory-cut sizes to fit up to 30 inches (762 mm) O.D. All sections of the Zeston PVC Cut & Curled jacketing are 48 inches (1219 mm) in length and are factory curled to the insulation size to fit snugly over longitudinal pipe. Cut & Curled jacketing is available with or without self-sealing lap tape (SSL) on the longitudinal seam. White only Zeston Cut & Curled jacketing contains a UV inhibitor. Color Cut & Curled jacketing is not recommended for outdoor applications.

## Available in these colors:



Sizing Charts for PVC Cut & Curled Jacketing

Pipe Insulation Thickness – in (mm)

Iron Pipe Size		1/2 (13)		1 (25)		1 1/2 (38)		2 (51)		2 1/2 (64)		3 (76)		3 1/2 (89)		4 (102)	
		O.D.	Jacket #	O.D.	Jacket #	O.D.	Jacket #	O.D.	Jacket #	O.D.	Jacket #	O.D.	Jacket #	O.D.	Jacket #	O.D.	Jacket #
in	mm																
1/2	13	2.0	2-3	3.0	6-7	4.0	10	5.0	12	6.5	14-15	7.5	16-17	8.5	18	9.5	19
3/4	19	2.0	2-3	3.0	6-7	4.0	10	5.0	12	6.5	14-15	7.5	16-17	8.5	18	9.5	19
1	25	2.5	4-5	3.5	8-9	4.5	11	5.5	13	6.5	14-15	7.5	16-17	8.5	18	9.5	19
1 1/4	32	3.0	6-7	3.5	8-9	5.0	12	5.5	13	6.5	14-15	7.5	16-17	9.5	19	10.5	20
1 1/2	38	3.0	6-7	4.0	10	5.0	12	6.5	14-15	7.5	16-17	8.5	18	9.5	19	10.5	20
2	51	3.5	8-9	4.5	11	5.5	13	6.5	14-15	7.5	16-17	8.5	18	9.5	19	10.5	20
2 1/2	64	4.0	10	5.0	12	6.5	14-15	7.5	16-17	8.5	18	9.5	19	10.5	20	11.5	21
3	76	4.5	11	5.5	13	6.5	14-15	7.5	16-17	8.5	18	9.5	19	10.5	20	11.5	21
3 1/2	89	5.0	12	6.5	14-15	7.5	16-17	8.5	18	9.5	19	10.5	20	11.5	21	12.5	22
4	102	5.5	13	6.5	14-15	7.5	16-17	8.5	18	9.5	19	10.5	20	11.5	21	12.5	22
4 1/2	114	6.0	14-15	7.5	16-17	8.5	18	9.5	19	10.5	20	11.5	21	12.5	22	14.0	23
5	127	6.5	14-15	7.5	16-17	8.5	18	9.5	19	10.5	20	11.5	21	12.5	22	14.0	23
6	152	7.5	16-17	8.5	18	9.5	19	10.5	20	11.5	21	12.5	22	14.0	23	15.0	24
7	178	8.5	18	9.5	19	10.5	20	11.5	21	12.5	22	14.0	23	15.0	24	16.0	25
8	203	9.5	19	10.5	20	11.5	21	12.5	22	14.0	23	15.0	24	16.0	25	17.0	26
9	229	10.5	20	11.5	21	12.5	22	14.0	23	15.0	24	16.0	25	17.0	26	18.0	27
10	254	11.5	21	12.5	22	14.0	23	15.0	24	16.0	25	17.0	26	18.0	27	19.0	28
11	279	12.5	22	14.0	23	15.0	24	16.0	25	17.0	26	18.0	27	19.0	28	20.0	29
12	305	14.0	23	15.0	24	16.0	25	17.0	26	18.0	27	19.0	28	20.0	29	21.0	30
14	356	15.0	24	16.0	25	17.0	26	18.0	27	19.0	28	20.0	29	21.0	30	22.0	31
15	381	16.0	25	17.0	26	18.0	27	19.0	28	20.0	29	21.0	30	22.0	31	23.0	32
16	406	17.0	26	18.0	27	19.0	28	20.0	29	21.0	30	22.0	31	23.0	32	24.0	33
17	432	18.0	27	19.0	28	20.0	29	21.0	30	22.0	31	23.0	32	24.0	33	25.0	34
18	457	19.0	28	20.0	29	21.0	30	22.0	31	23.0	32	24.0	33	25.0	34	26.0	35
19	483	20.0	29	21.0	30	22.0	31	23.0	32	24.0	33	25.0	34	26.0	35	27.0	36
20	508	21.0	30	22.0	31	23.0	32	24.0	33	25.0	34	26.0	35	27.0	36	28.0	37

# ZESTON®

## Product Description

**Zeston PVC Cut & Curled™ Jacketing** is available in thicknesses of 20 and 30 mil (0.5 and 0.8 mm). It is available in factory-cut sizes to fit up to 30 inches (762 mm) O.D. All sections of the Zeston PVC Cut & Curled jacketing are 48 inches (1219 mm) in length and are factory curled to the insulation size to fit snugly over longitudinal pipe. Cut & Curled jacketing is available with or without self-sealing lap tape (SSL) on the longitudinal seam. White only Zeston Cut & Curled jacketing contains a UV inhibitor. Color Cut & Curled jacketing is not recommended for outdoor applications.

## Available in these colors:



Sizing Charts for PVC Cut & Curled Jacketing

Pipe Insulation Thickness — in (mm)

Copper Tubing Size		Pipe Insulation Thickness — in (mm)															
		1/2 (13)		1 (25)		1 1/2 (38)		2 (51)		2 1/2 (64)		3 (76)		3 1/2 (89)		4 (102)	
		in	mm	O.D.	Jacket #	O.D.	Jacket #	O.D.	Jacket #	O.D.	Jacket #	O.D.	Jacket #	O.D.	Jacket #	O.D.	Jacket #
3/8	10	2.0	2-3	3.0	6-7	3.5	8-9	—	—	—	—	—	—	—	—	—	
5/8	16	2.0	2-3	3.0	6-7	3.5	8-9	4.5	11	5.5	13	6.5	14-15	7.5	16-17	8.5	18
7/8	22	2.0	2-3	3.0	6-7	4.0	10	5.0	12	6.0	14-15	7.5	16-17	8.5	18	9.5	19
1 1/8	29	2.0	2-3	3.0	6-7	4.0	10	5.0	12	6.5	14-15	7.5	16-17	8.5	18	9.5	19
1 3/8	35	2.5	4-5	3.5	8-9	4.5	11	5.5	13	6.5	14-15	7.5	16-17	8.5	18	9.5	19
1 5/8	41	2.5	4-5	3.5	8-9	4.5	11	5.5	13	6.5	14-15	7.5	16-17	8.5	18	9.5	19
2 1/8	54	3.0	6-7	4.0	10	5.0	12	6.0	14-15	7.5	16-17	8.5	18	9.5	19	10.5	20
2 5/8	67	3.5	8-9	4.5	11	5.5	13	6.5	14-15	7.5	16-17	8.5	18	9.5	19	10.5	20
3 1/8	79	4.0	10	5.0	12	6.5	14-15	7.5	16-17	8.5	18	9.5	19	10.5	20	11.5	21
3 5/8	92	5.0	12	5.5	13	6.5	14-15	7.5	16-17	8.5	18	9.5	19	10.5	20	11.5	21
4 1/8	105	5.5	13	6.5	14-15	7.5	16-17	8.5	18	9.5	19	10.5	20	11.5	21	12.5	22
5 1/8	130	6.5	14-15	7.5	16-17	8.5	18	9.5	19	10.5	20	11.5	21	12.5	22	14.0	23
6 1/8	156	7.5	16-17	8.5	18	9.5	19	10.5	20	11.5	21	12.5	22	14.0	23	15.0	24

# ZESTON®

## Product Description

Zeston PVC installation accessories help make an install easy and seamless, and give the entire finished system a professional, uniform look.

**Perma-Weld® Adhesive Applicator:** Pump-type gun used to apply Perma-Weld adhesive. Holds up to 6 ounces (177 ml).

**Perma-Weld® Solvent Welding System Adhesive:** Apply with a standard applicator gun to form a permanent chemical bond between the PVC members in applications where a totally sealed system is required. Perma-Weld adhesive can be used on 20 and 30 mil (0.5 and 0.8 mm) jacketing and most Zeston 2000 and Zeston 300 PVC insulated fitting covers. Zeston Perma-Weld Adhesive is available in clear or white and is packaged in quart containers.

**Perma-Weld® Thinner:** Primarily used for clean-up or removal of Perma-Weld Adhesive from applicator guns and equipment. It is available in quart containers.

**PVC Z-Tape:** A flexible polyvinyl chloride film coated with a specially formulated adhesive. Z-Tape provides excellent adhesion, even if applied during cold or humid weather. With an effective installed temperature range of 0°F to +150°F (-18°C to +66°C), Z-Tape can bridge gaps and cover almost any contour or shape for a complete seal.

**Stainless Steel Thumb Tacks:** Annular serrated white tacks that help speed installation of Zeston PVC insulated fitting covers on hot mechanical systems where a vapor retarder is not required.



# PVC Installation Accessories and Inserts



## Product Description

Zeston 2000 Series fittings are available with or without fiber glass inserts. The Johns Manville-produced Hi-Lo® Temp Formaldehyde-free™ inserts include a bio-based binder made from rapidly renewable plant-based materials, are E84 25/50 rated, and are non-combustible per ASTM E136. The inserts in compressed form are designed to comply with the thermal conductivity requirements as defined in ASTM C547 for pipe insulation.

For fittings where operating temperatures exceed 250°F (121°C), or where pipe insulation thickness is 1½ inches or greater (38 mm), two or more layers of Hi-Lo Temp insulation inserts are required beneath the fitting cover.





717 17th St.  
Denver, CO 80202  
800-654-3103  
[www.JM.com](http://www.JM.com)

Mech-258 04/24/20 (Replaces 02/19/18)

**North American Sales Offices,  
Insulation Systems**

**Eastern Region**

P.O. Box 158  
Defiance, OH 43512  
800-334-2399  
Fax: 419-784-7866

**Western Region & Canada**

P.O. Box 5108  
Denver, CO 80217  
800-368-4431  
Fax: 303-978-4661

The physical and chemical properties of Zeston® PVC Insulated Fitting Covers represent typical, average values obtained in accordance with accepted test methods and are subject to normal manufacturing variations. They are supplied as a technical service and are subject to change without notice. Numerical flame spread and smoke developed ratings are not intended to reflect hazards presented by these or any other materials under actual fire conditions. Check with the Regional Sales Office nearest you to assure current information. **All Johns Manville products are sold subject to Johns Manville's standard Terms and Conditions including Limited Warranty and Limitation of Remedy. For a copy of the Johns Manville standard Terms and Conditions, Limited Warranty and Limitation of Remedy, and information on other Johns Manville thermal insulations and systems, call 800-654-3103.**



Printed on recycled paper.

© 2020 Johns Manville. All Rights Reserved.